

Space Lesson Plan: Sound-Makers

This lesson is suitable for primary and secondary pupils with profound learning difficulties who are exploring sound in a sensory way.

This lesson offers pupils opportunities to listen to, create, and interact with different music and sounds that relate to the theme of space. The lesson is bookended by a hello and goodbye song, and then there are three main activities that explore space and space travel.

Resources needed:

- A small selection of percussion instruments for pupils to choose from and play - anything!
- A picture of a rocket, pictures of any other modes of transport (bus, train, plane etc.)
- Chime bars or any other metallic-sounding percussion instrument.

Backing tracks:

- Hello Song
- Let's All Listen
- Rocket Song
- Goodbye Song

Music learning outcomes



1. **Listening:** to have the opportunity to respond to different sounds (e.g. singing, different instruments, loud, quiet, fast slow)
2. **Creating:** to have the opportunity to create sounds by vocalising or with an instrument
3. **Interacting:** to have the opportunity to create sounds with others together or by taking turns



Links to wider curriculum



PSHE: Playing and working together
 EYFS: Communication and Language (turn-taking using instruments and vocalisation), Physical Development (gross and fine motor skills), Understanding the World (travel, space), Expressive Arts and Design (music and movement)



Key vocabulary


Rocket, moon, numbers 1-10, today, hello, goodbye, friends

	Activity description	Learning
<p>Hello Song</p>	<p>Sing hello to each child (and staff member too if you like) in turn.</p> <p>Pick a 'hello song instrument' (this can be anything). When it's their turn to be sung to, pass the pupil/staff member that instrument to explore whilst everyone sings hello to them.</p> <p>It is important that you and the other members of staff sing along with the song too because the children know your voices and so will be more likely to respond. You do not have to be brilliant singers!</p> <p>Lyrics: [name], [name], [name], hello hello</p>	<p>What to look for: Any signs that pupils are aware that you are singing to them or aware of the sound of the instrument: looking at you as you sing, looking at the instrument, anticipating their turn, body movements in response to music, vocalising.</p> <p>Pupils deliberately making or controlling sounds with the instrument</p> <p>Music learning outcomes: 1 and 2</p>
	<p>Backing track with singer:</p> 	<p>Backing track without singer:</p> 

	Activity description	Learning
<p>Let's All Listen to...</p>	<p>From a box of percussion instruments, offer each child a choice of two instruments.</p> <p>Sing the song with the backing track and encourage each child to take a turn at playing their instrument solo for the rest of the group to listen to.</p> <p>Lyrics: <i>Let's all listen</i> <i>Let's all listen</i> <i>Let's all listen to [name] playing the [instrument]</i></p>	<p>What to look for: Any signs that pupils are aware of and responding to the sounds of the different instruments and singing voices: looking at singers or instruments, anticipating their turn, moving to the music, vocalising</p> <p>Pupils deliberately making or controlling sounds with their instrument</p> <p>Music learning outcomes: 1 and 2</p>
	<p>Backing track with singer:</p> <div style="text-align: center;">  </div>	<p>Backing track without singer:</p> <div style="text-align: center;">  </div>

	Activity description	Learning
<p>Rocket Song: Part 1</p>	<p>This song has two contrasting sections that are separated in the middle by a countdown from 10 to lift off.</p> <p>Section 1: Encourage pupils to play along to the backing track with their instruments. Try to model playing to the beat with your own percussion instrument for this section and ask any available staff members to join you in this. Sing along to the simple words and other members of staff to join in with this too as this will help your pupils to become familiar with the song. Repeat this first section a few times so that everyone has a chance to get used to it.</p> <p>Countdown: Encourage everyone to count down from 10 to lift off, or perhaps nominate one pupil to do this.</p> <p>Section 2: For the louder, faster section that follows. encourage pupils to play their instruments fast and loud with the music.</p> <p>Lyrics: <i>We're going on a rocket today We're going to the moon today</i></p>	<p>What to look for: Any signs that pupils are aware of and responding to the sounds of the different instruments and voices: looking at singers/speakers or instruments, anticipating their turn, moving to the music, vocalising</p> <p>Pupils deliberately making or controlling sounds with their instrument</p> <p>Music learning outcomes: 1, 2, and 3</p>
	<p>Backing track with singer:</p> <div style="text-align: center;">  </div>	<p>Backing track without singer:</p> <div style="text-align: center;">  </div>

	Activity description	Learning
<p>Rocket Song: Part 2</p>	<p>Without the music, show each child in turn the picture of the rocket as you sing the line ‘we’re going on a rocket today’ and encourage them to tap the picture and/or say ‘rocket’. Then play the backing track for the first section and encourage them to do the same thing at the appropriate place in the song whilst you sing the words. Repeat the first section several times to do this with each pupil in turn.</p> <p>Finish this activity by moving on to section 2 of the music. Encourage everyone to play along with their instruments. You could set up an individual interaction between you and each pupil in turn during this section, taking turns to play an instrument e.g. a pair of chime bars.</p> <p>Lyrics: <i>We’re going on a rocket today</i> <i>We’re going to the moon today</i></p>	<p>What to look for: Pupils responding to singing of the rocket lyrics by e.g. looking at you, vocalising, or even looking at or tapping the rocket picture.</p> <p>Pupils playing their instruments deliberately</p> <p>Pupils taking turns with you on a percussion instrument</p> <p>Music learning outcomes: 1, 2, and 3</p>
	<p>Backing track with singer:</p> 	<p>Backing track without singer:</p> 

	Activity description	Learning
<p>Goodbye Song</p>	<p>Go around to each child in turn and sing goodbye to them. Finish by singing the chorus of the song all together.</p> <p>Lyrics: <i>Now it's time to say goodbye to all our friends It's time to say goodbye to all our friends Say goodbye to [name] Goodbye to [name] Goodbye to [name] ... etc. Singing ai ai yippee yippee ai Singing ai ai yippee yippe ai Singing ai ai yippee, ai ai yippee Ai ai yippee yippee ai</i></p>	<p>What to look for: Any signs that children are aware that you are singing to them: eye contact, body movements e.g. tapping, vocalisations, anticipating their turn</p> <p>Music learning outcomes: 1, with opportunities for 2 and 3</p>
	<p>Backing track with singer:</p> 	<p>Backing track without singer:</p> 